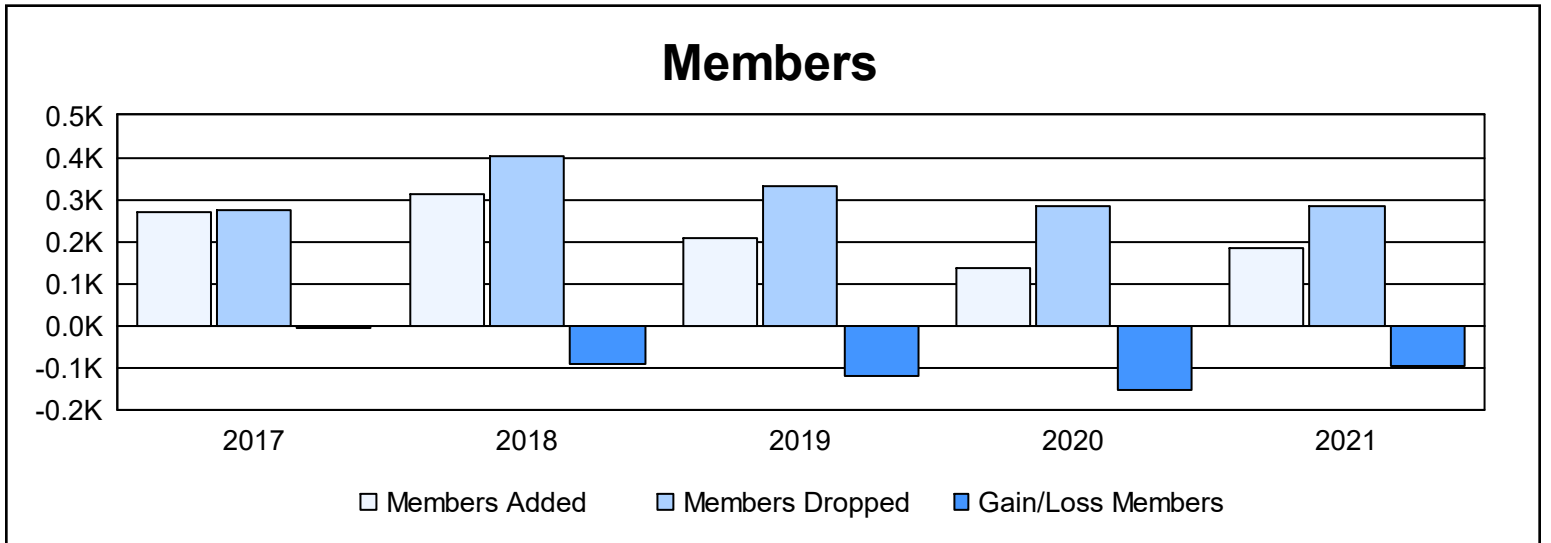
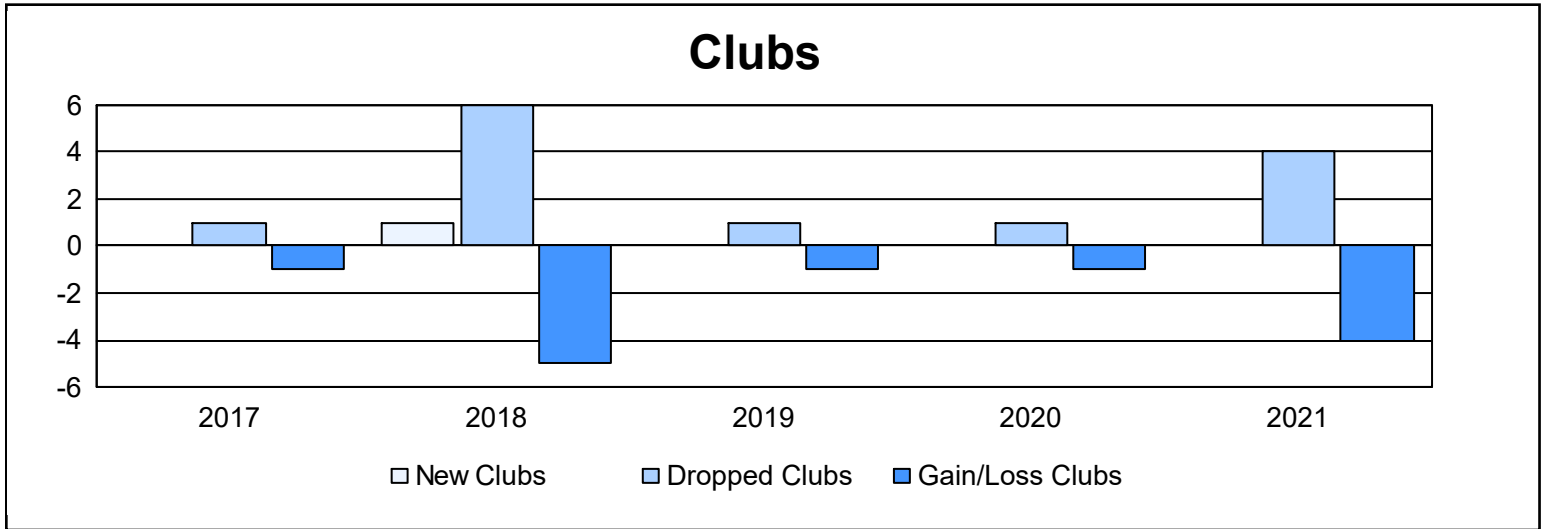
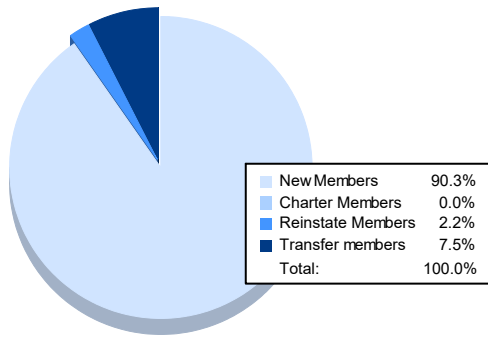


Year	New Clubs	Dropped Clubs	Gain/ Loss Clubs	New Members	Charter Members	Reinstate Members	Transfer Members	Total Member Added	Total Members Dropped	Gain/ Loss Members
2016-2017	0	1	-1	255	0	4	10	269	273	-4
2017-2018	1	6	-5	273	21	7	9	310	401	-91
2018-2019	0	1	-1	191	5	4	9	209	329	-120
2019-2020	0	1	-1	111	2	9	13	135	286	-151
2020-2021	0	4	-4	168	0	4	14	186	284	-98
<b>Average</b>	<b>0</b>	<b>3</b>	<b>-2</b>	<b>200</b>	<b>6</b>	<b>6</b>	<b>11</b>	<b>222</b>	<b>315</b>	<b>-93</b>



### Membership Composition June 2021 Cumulative



### Gender Composition June 2021 Cumulative

